

How to control  
source document  
date cannot greater  
then transfer  
document date

[1.0]

Cheng Kah Poh

[27/10/2020]



**QNE**  
**SOFTWARE**

## QNE TIPS

Product : QNE Optimum

Version: 1.00

Doc No : 1

Page No: 1 of 3

REV. No	Nature of Change	Prepared By	Prepared Date	Reviewed & Approved by
1.0	How to control source document date cannot greater then transfer document date	Cheng Kah Poh	27/10/2020	

### Amendment Record



**QNE**  
SOFTWARE

## QNE TIPS

Product : QNE Optimum

Version: 1.00

Doc No : 1

Page No: 2 of 3

### SCENARIO

Example:

User Created Purchase Order, as at 27/10/2020

But Accidentally Transfer it to Purchase invoice date in 26/7/2020

System can have rule to control, remind and avoid user not to save.


To know how to control in above situation happen, please refer solution.

### SOLUTION

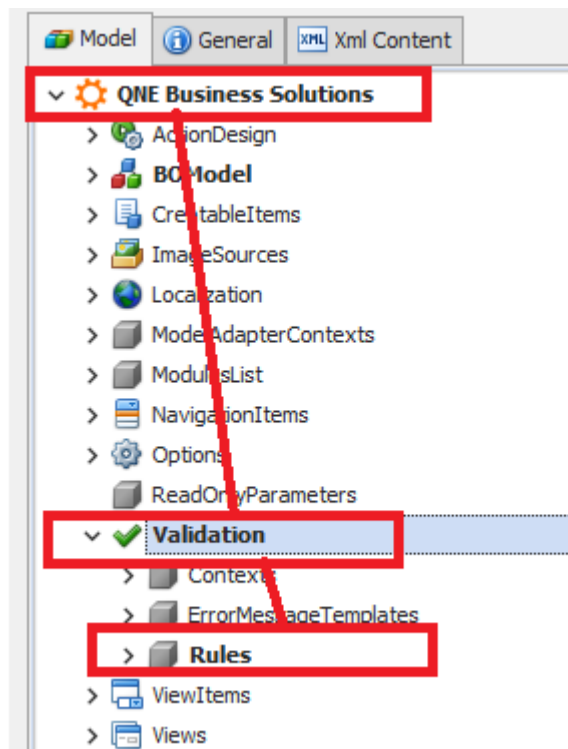
Step 1 – Access Customization Center.

Please refer:

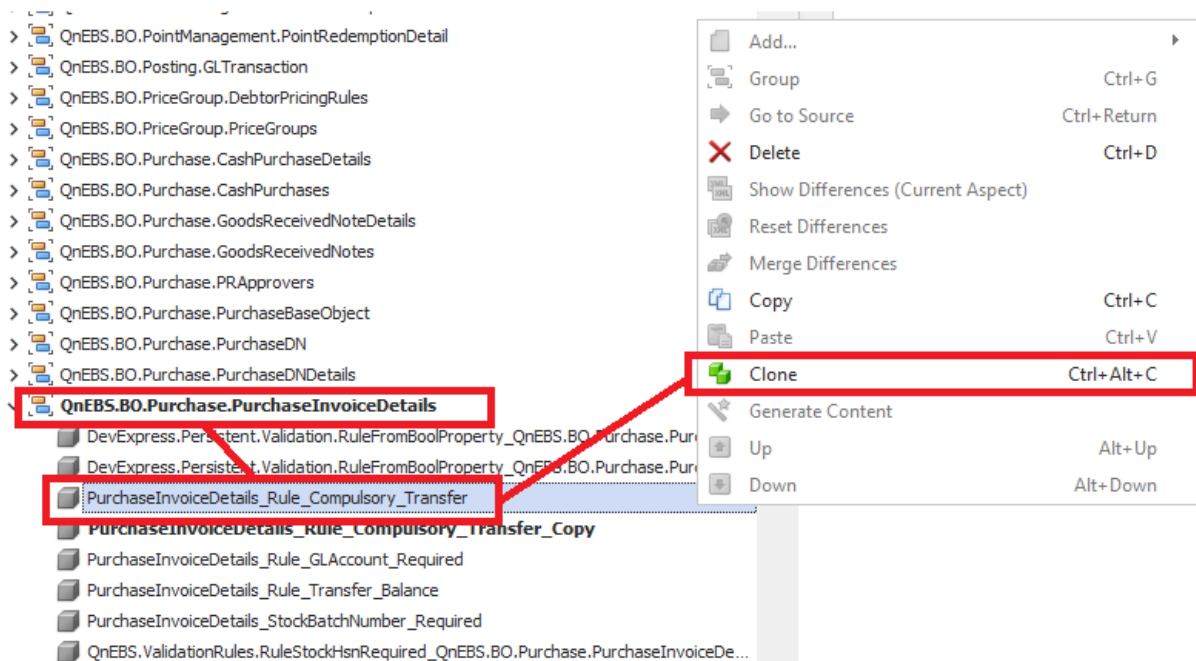
<https://support.qne.com.my/support/solutions/articles/81000383848-how-to-access-customization-centre>

 <b>QNE</b> SOFTWARE		<b>QNE TIPS</b>	
	Product : QNE Optimum	Version: 1.00	
	Doc No : 1	Page No: 3 of 3	

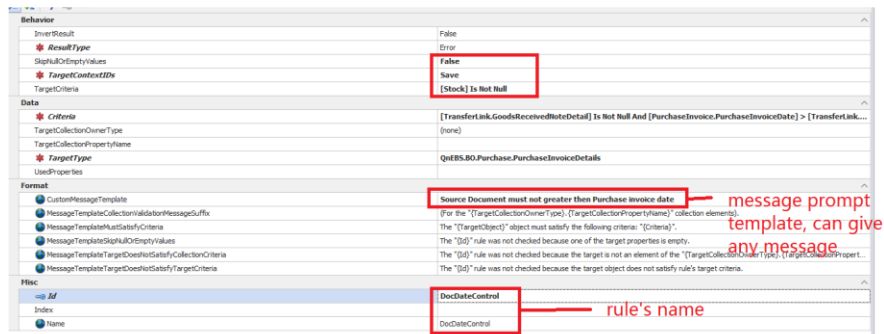
Step 2 – Once access customization center, Expand Validation→ Expand Rules.



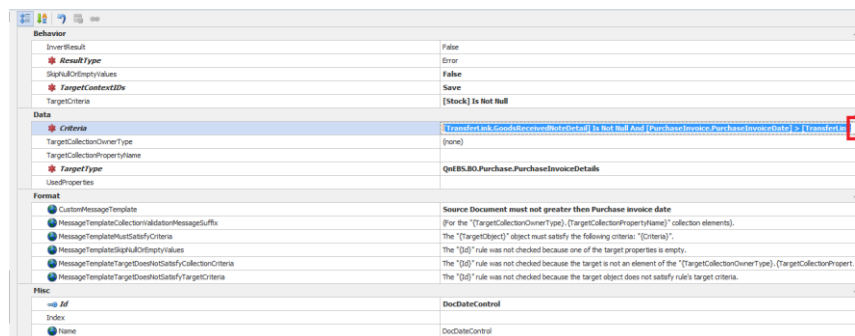
Step 3 – Look for QnEBS.BO.Purchase.PurchaseInvoiceDetails →Right Click and Clone Rule Compulsory Transfer.



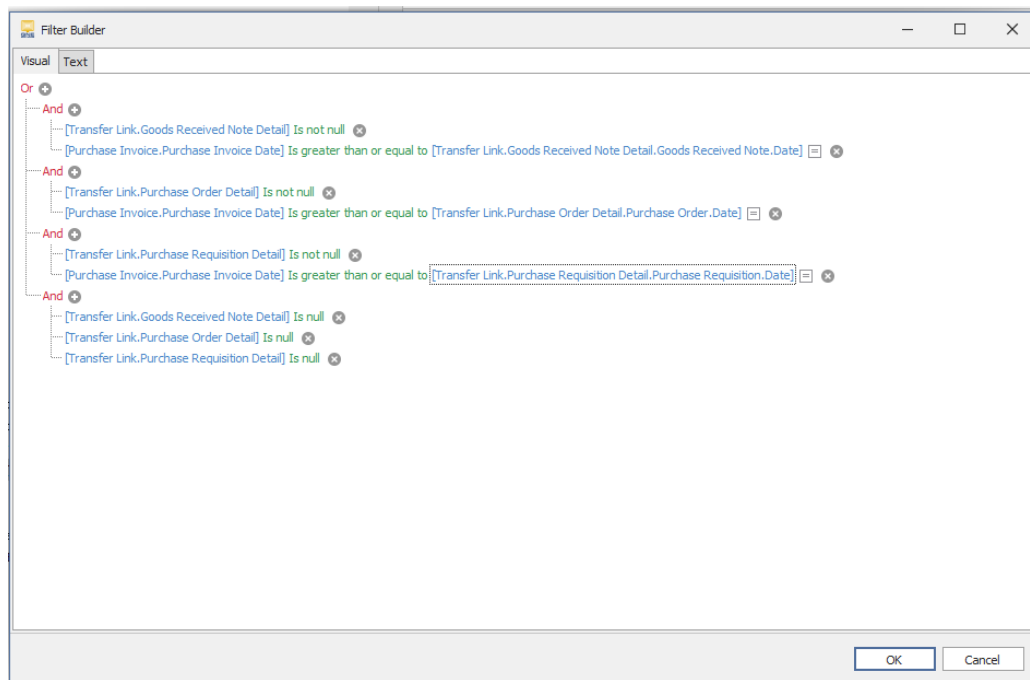
Step 4 – Amend the Clone Rules as below:




Step 5 – amend the criteria, click the 3 dot to add rules.



Step 6 – Rules as below:



		<b>QNE TIPS</b>	
		Product : QNE Optimum	Version: 1.00
		Doc No : 1	Page No: 5 of 3

Step 7 – Click Save, and relogin QnE the rules will apply.

