

HOW TO FIX .NET FRAMEWORK VERSION INSTALLATION ERROR

[1.0]

CRIMSEN

[03/11/2021]



QNE
SOFTWARE

QNE TIPS

Product : QNE Optimum


Version: 1.00

Doc No : 1

Page No: 1 of 3

REV. No	Nature of Change	Prepared By	Prepared Date	Reviewed & Approved by
1.0	Creation	Crimsen Than	03/11/2021	

Amendment Record

 QNE SOFTWARE	QNE TIPS	
	Product : QNE Optimum	Version: 1.00
	Doc No : 1	Page No: 2 of 3

SCENARIO

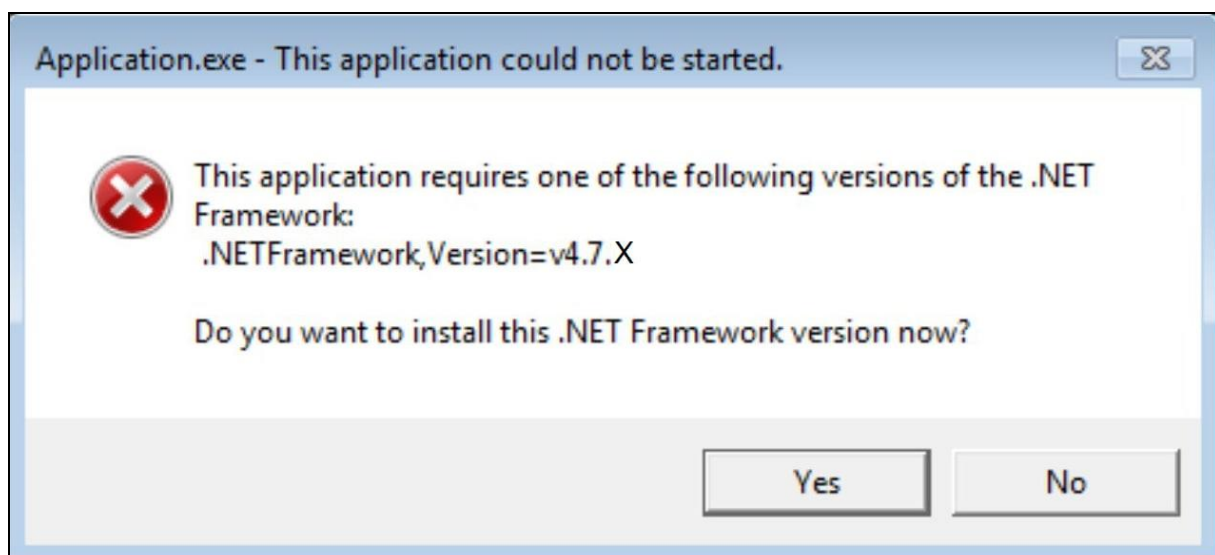
When QNE Business Solutions is double clicked to run, prompt out the error message as below:

This application could not be started.

This application requires one of the following versions of the .NET Framework: .NET Framework 4.7.X

For example, .NET Framework 4.7.2

Do you want to install this .NET Framework version now?

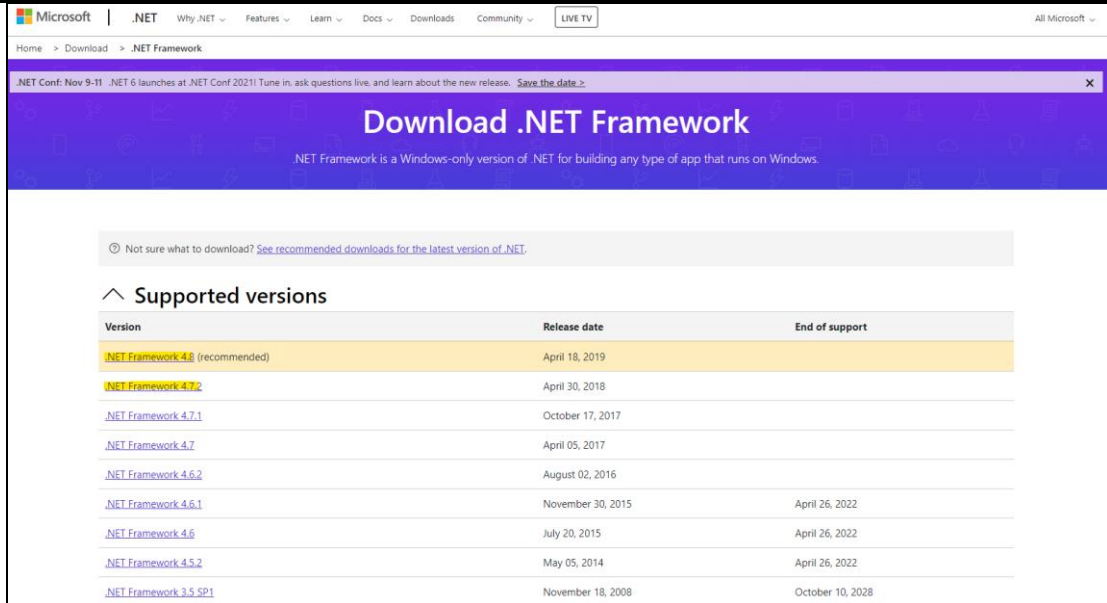


SOLUTION

1. To install, click **Yes** or go to link below:

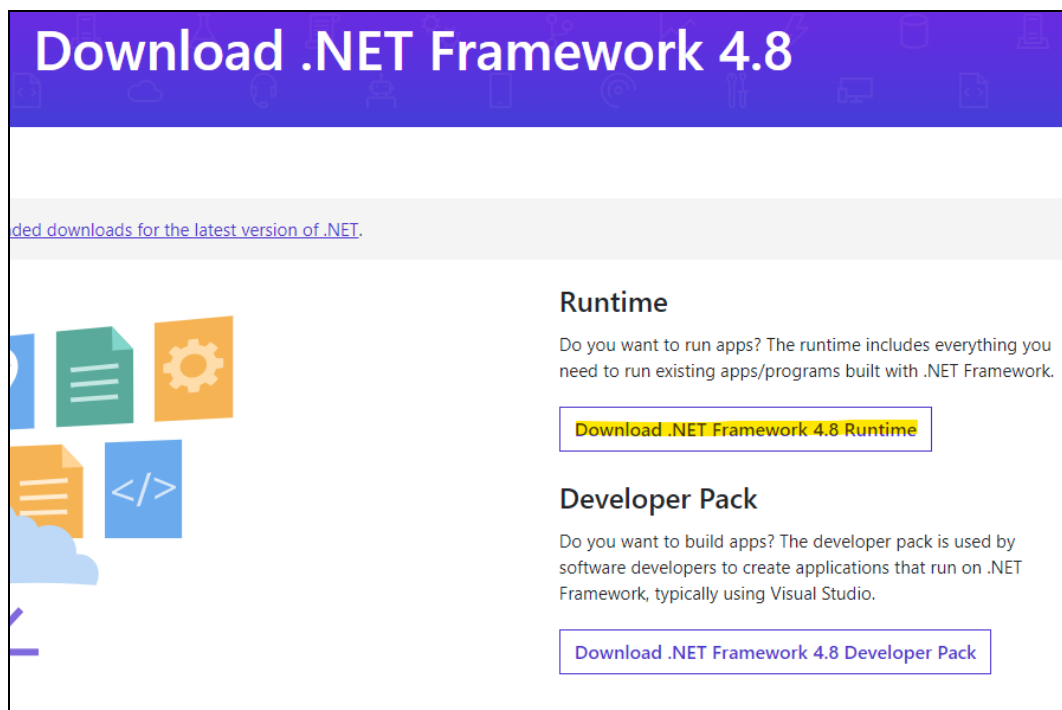
<https://dotnet.microsoft.com/download/dotnet-framework>

2. Recommend to install version above 4.7.2



Version	Release date	End of support
.NET Framework 4.8 (recommended)	April 18, 2019	
.NET Framework 4.7.2	April 30, 2018	
.NET Framework 4.7.1	October 17, 2017	
.NET Framework 4.7	April 05, 2017	
.NET Framework 4.6.2	August 02, 2016	
.NET Framework 4.6.1	November 30, 2015	April 26, 2022
.NET Framework 4.6	July 20, 2015	April 26, 2022
.NET Framework 4.5.2	May 05, 2014	April 26, 2022
.NET Framework 3.5 SP1	November 18, 2008	October 10, 2028

3. Download .Net Framework Runtime



Runtime

Do you want to run apps? The runtime includes everything you need to run existing apps/programs built with .NET Framework.

[Download .NET Framework 4.8 Runtime](#)

Developer Pack

Do you want to build apps? The developer pack is used by software developers to create applications that run on .NET Framework, typically using Visual Studio.

[Download .NET Framework 4.8 Developer Pack](#)

4. Run it. The system shall be able to open after installation.