

Backup prompt .qib is too large

[Version 1.0]

Jason Lee

[30 Aug 2022]



QNE
SOFTWARE

QNE Delphi TIPS

Product : QNE Delphi

Version: 1.00

Doc No : 1

Page No: 1 of 4

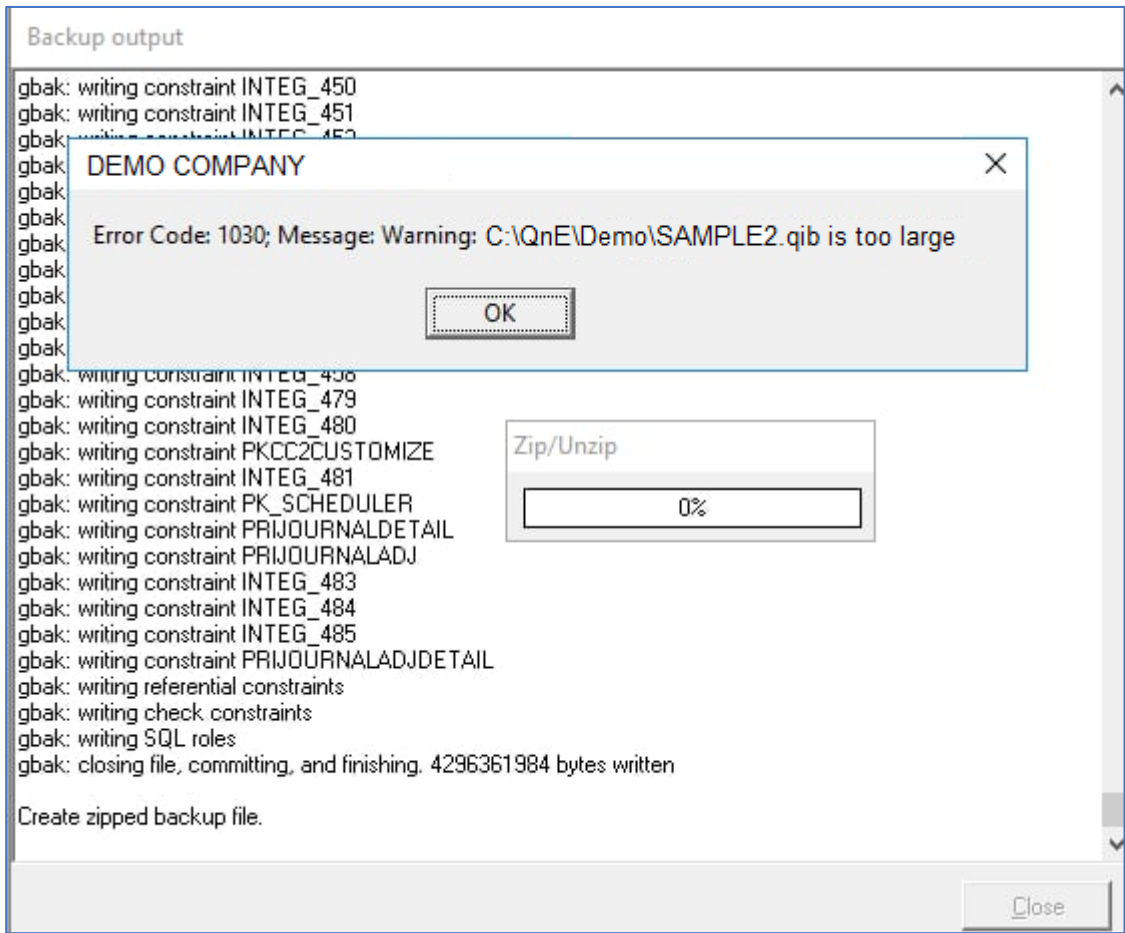
Amendment Record

REV. No	Nature of Change	Prepared By	Prepared Date	Reviewed & Approved by
1.0	Creation	Jason Lee	30-Aug-2022	

SCENARIO


QNE Delphi backup prompted below error

“.qib is too large”



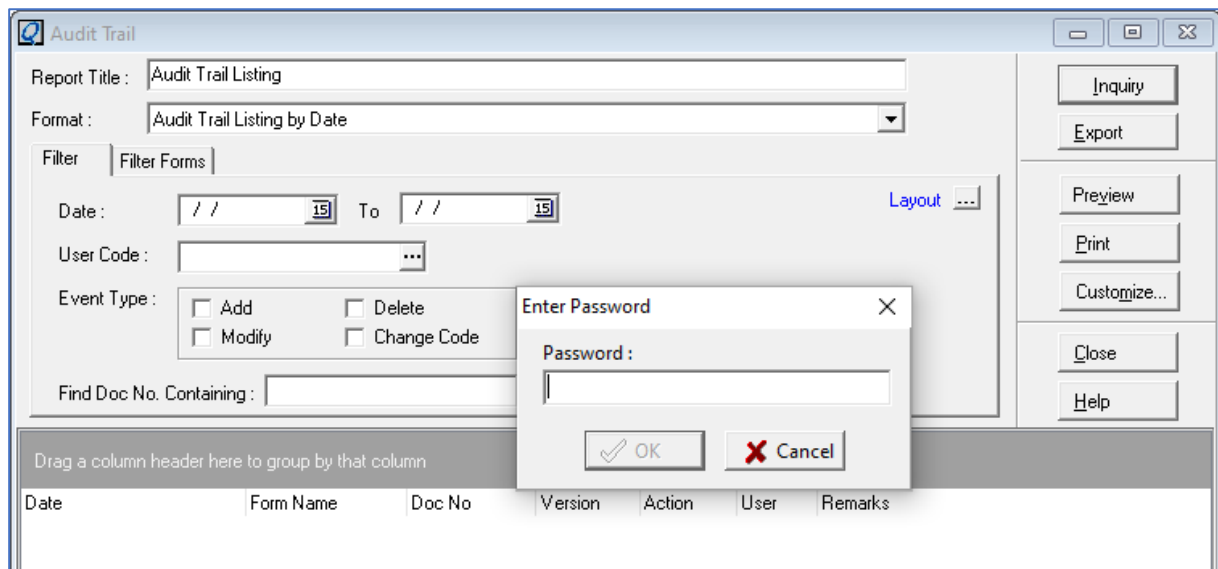
The actual database file (.FDB) mostly due to Audit Trail data.

Copy the actual database (.FDB) and paste a copy in your “Backup” folder for future reference.

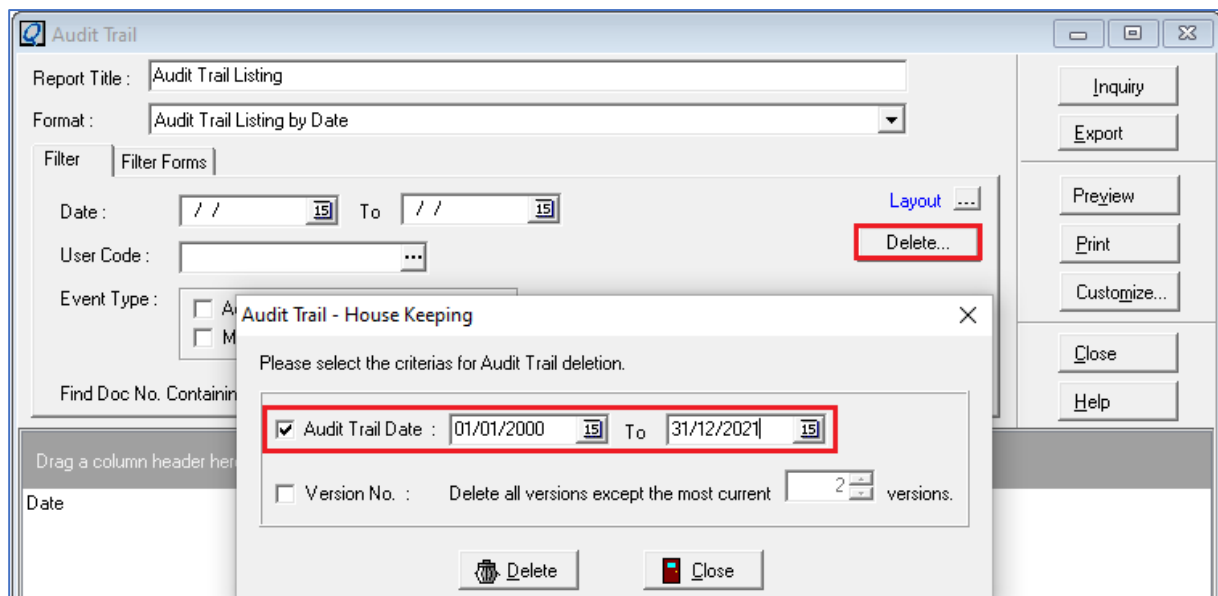
	QNE Delphi TIPS	
	Product : QNE Delphi	Version: 1.00
	Doc No : 1	Page No: 3 of 4

SOLUTION


1. Login database and go to File > Audit Trail
2. Press [F9] on keyboard and key in password "qne1080"



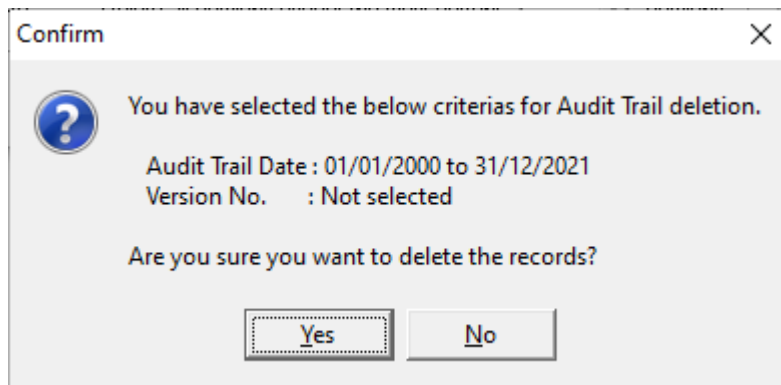
3. A Delete button will be enabled



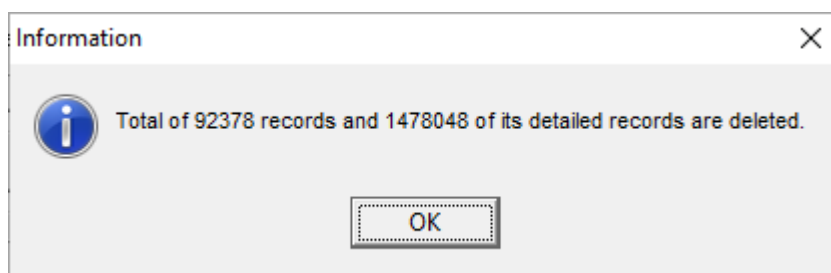
4. Click Delete button > tick checkbox "Audit Trail Date" and fill up the Audit Trail's period to be delete
5. Example delete Audit trail from the day you start to use QNE Delphi until your last account audited date

		QNE Delphi TIPS	
Product : QNE Delphi		Version: 1.00	
Doc No : 1		Page No: 4 of 4	

6. Click Delete and it will load for some time



7. Click OK after finish delete Audit Trail



8. You may proceed to backup database and restore for system to release unused space in .FDB

** Learn more about [Azure Cloud](#)

** Learn more about [QNE Hybrid Cloud Software](#)