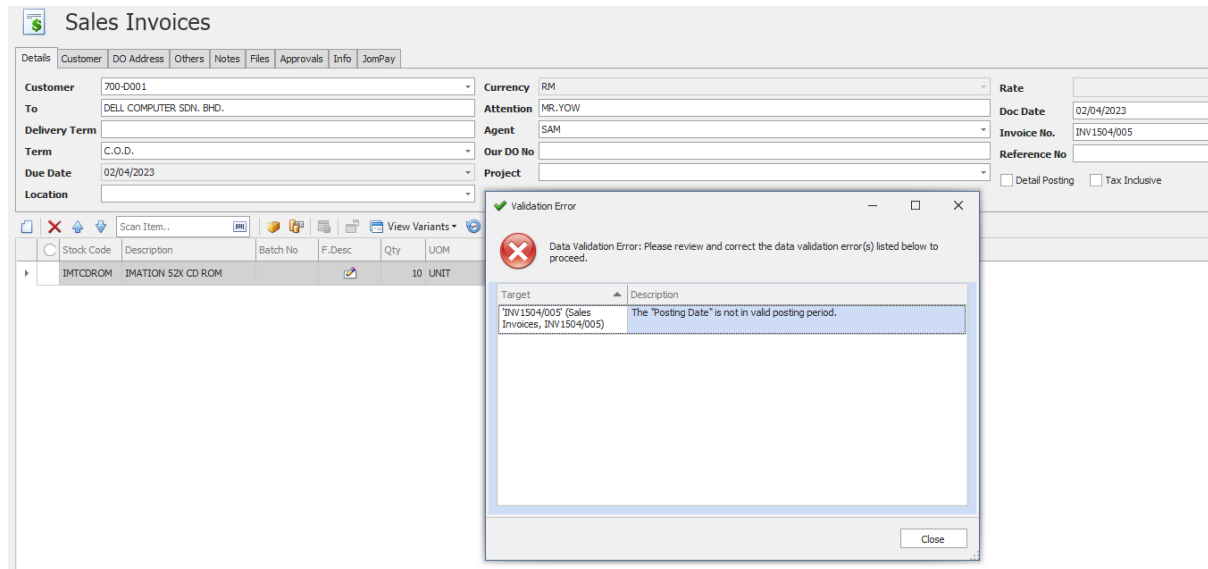


How to resolve Validation Error 'The Posting Date is not a valid posting period'

When create or amend transaction and click for save will prompt out Validation Error show the "Posting Date" is not in valid posting period.



This is because Valid Posting Period has been set in the system. This is use to lock or restrict the users from adding, editing or deleting any transactions for a certain period (can be monthly, quarterly or yearly). This may be use for closing monthly books.

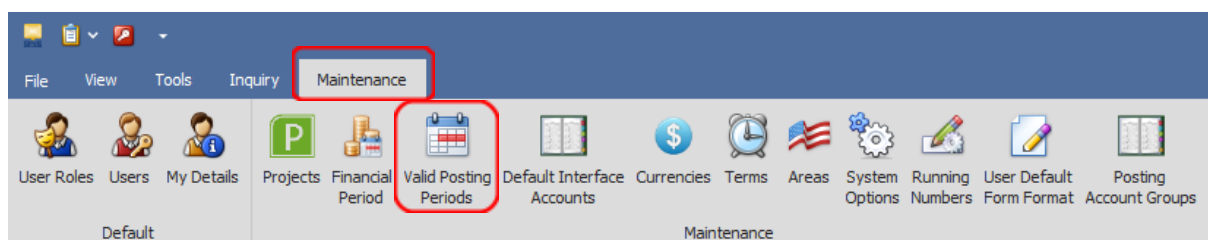
Can refer below link for better understanding about valid posting period function

Link: <https://support.qne.com.my/support/solutions/articles/81000389354-valid-posting-period>

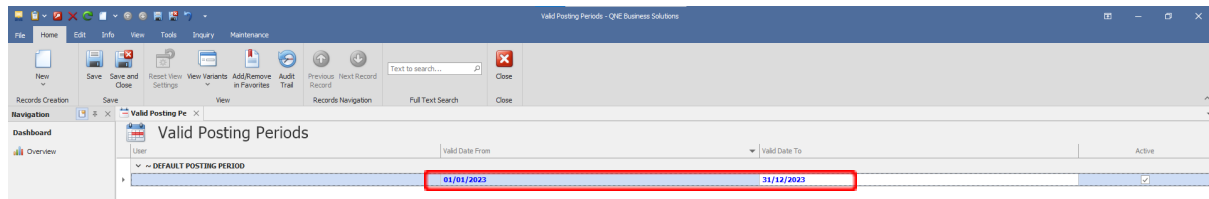
To solve this error:

Solution 1: Change Valid Posting Period

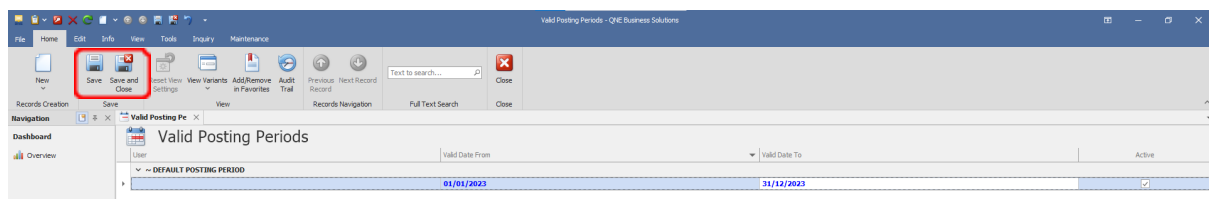
Go to Maintenance > Valid Posting Periods (If don't have this button means the user don't have access right to change the setting)



Change the Valid Date From and To (Fill in the date that allow user to save the transaction)

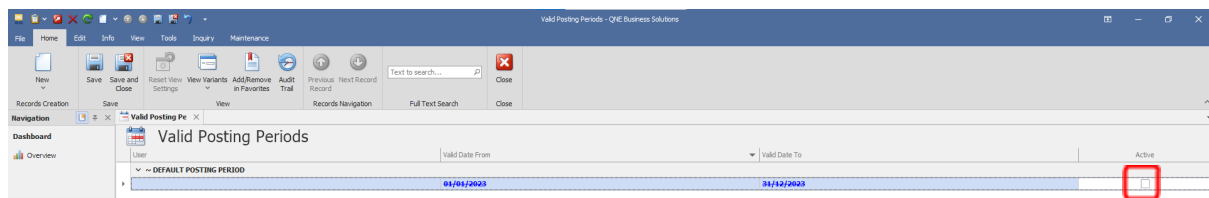


Once done, click Save or Save and Close

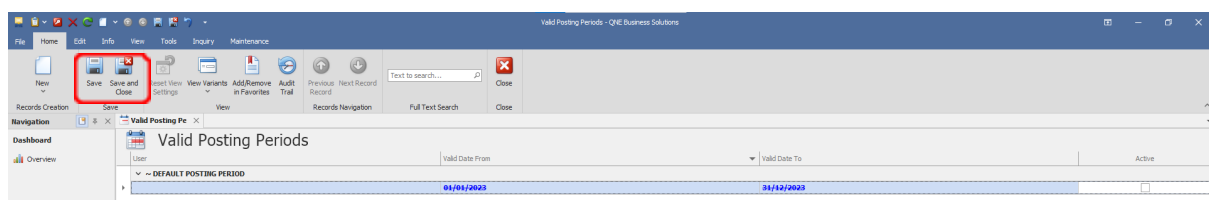


Solution 2: Disable valid posting period

Untick 'Active' to disable the Posting Period Date



Once unticked, click Save or Save and Close



**** Learn more about [Azure Cloud](#)**

**** Learn more about [QNE Hybrid Cloud Software](#)**