



How to put condition editor in Format like drawing line/or font colour

Scenario:

Quotations

Details Customer DO Address Others Notes Files Info JomPay

Customer* Currency RM Rate 1.00000000 Exchange Rate

To Attention Doc Date 03/04/2024

Delivery Term Agent Quotation No. QT2404/011

Term* C.O.D. Validity Reference No.

Location Project ☐ Tax Inclusive ☐ Rounding

	Stock Code	Description	F.Desc	Qty	UOM	Unit Price	Amount	Disc	Disc Amt	Tax Exd	Tax Code	Ne
1	SC	SC		1	NA	1,000.00	1,000.00		0.00	1,000.00		
2	SC	SC		1	NA	500.00	500.00		0.00	500.00		
	SUBTOTAL	SUB TOTAL					1,500.00		0.00	1,500.00		
I	DISC	DISCOUNT					(150.00)	10%	0.00	(150.00)		
									0.00			
3	SC	SC		1	NA	200.00	200.00		0.00	200.00		
4	SC	SC		1	NA	300.00	300.00		0.00	300.00		
	SUBTOTAL	SUB TOTAL					500.00		0.00	500.00		

Gd morning. Possible to set bold & underline for this subtotal in the format?

9:07 AM

Expected Outcome:



北京财富金融中心 (123456-A)

GST Reg No.: 123456-A Sales Tax Reg No.: Service Tax Reg No.:

财富金融中心 24楼 朝阳区东三环中路5号 北京市

Tel: (800) 9133 8888 Fax:

URL : www.sample-software.com Email : admin@sample-software.com;

Tax Invoice

Bill To: **ADVANCE TRADING SDN. BHD.**

35, JALAN PINGAI,

TAMAN PELANGI,

80250 JOHOR BAHRU.

TEL: 07-3323312

Attn: Ms. Lee Pui San

No. **INV00030**

Date **02/04/2024**

Your P.O. No.

Salesman **CINDY**

Terms **C.O.D.**

Page **1 of 1**

#	CODE	DESCRIPTION	QTY	UOM	U.PRICE	DISC.	TAXABLE	TAX	AMT.	NET AMT.
	AMD-XP/1800	AMD XP 1800	1	UNITS	10.00		10.00	10%	1.00	11.00
	AMD-XP/1800	AMD XP 1800	1	UNITS	10.00		10.00	10%	1.00	11.00
	SUBTOTAL	SUBTOTAL					20.00	0%	2.00	22.00
	DISC2	DISCOUNT 5%				5%	-1.00	10%	-0.10	-1.10
	ASUS-EX	ASUS TECH EX MOTHERBOARD	1	UNITS	2.00		2.00	10%	0.20	2.20
	ASUS-MB	ASUS TECH MB MOTHERBOARD	1	UNITS	3.00		3.00	10%	0.30	3.30
	SUBTOTAL	SUBTOTAL					4.00	0%	0.40	4.40

Solution:

Step 1 - Press Detail1 > click Properties> Press 3 dot Button of Formatting Rule.

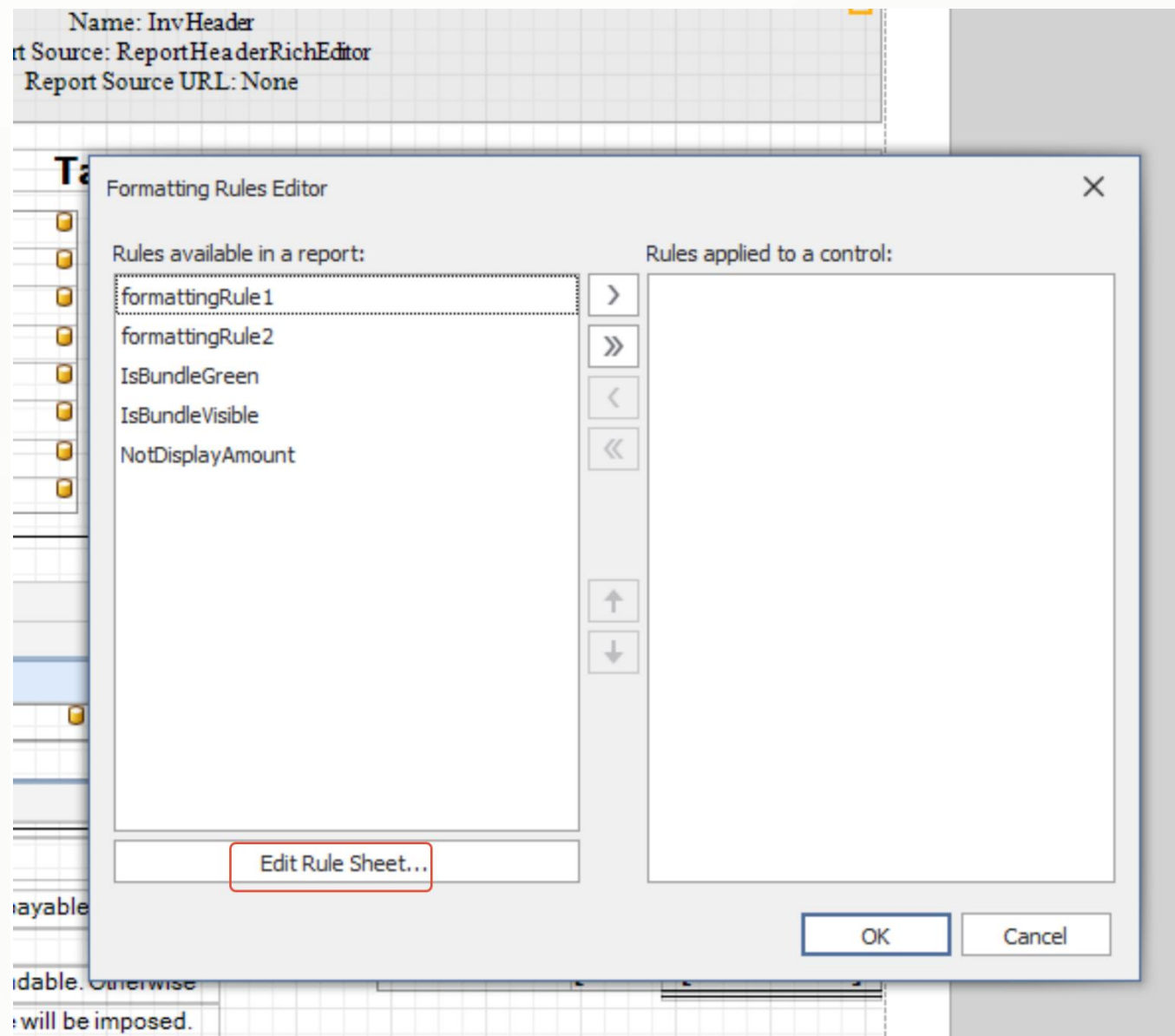
Tax Invoice

Bill To: [Customer Name] GST Reg. No.: [Customer.GST Reg #] [Address 1] [Address 2] [Address 3] [Address 4] TEL: [Phone] FAX: [Fax] Attn: [Attention]	No. [Invoice #] Date [Tax Date] Your P.O. No. [Reference No] Salesman [Agent.Agent #] Terms [Term.Term] Page 1 of 1
--	--

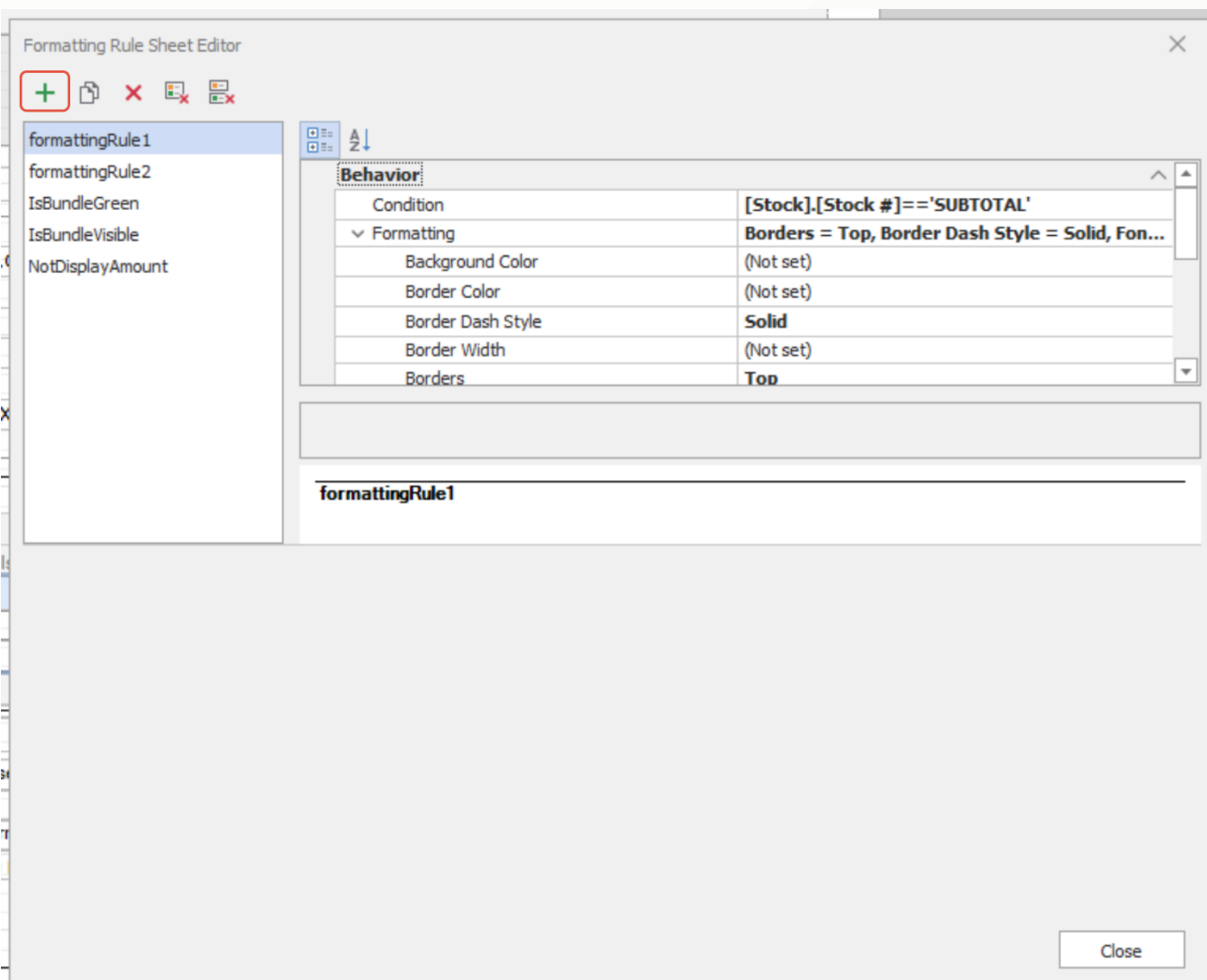
#	CODE	DESCRIPTION	QTY	UOM	U.PRICE	DISC.	TAXABLE	TAX	AMT.	NET AMT
<div style="display: flex; justify-content: space-between;"> <div style="width: 45%;"> <p>▼ Detail</p> <p>▼ DetailReport "Sales Invoice Details Collection"</p> <p>▼ Detail </p> <p>[Stock.Stock #] </p> <p>▼ ReportFo</p> <p>[Due Amount]</p> <p>Notes: 1. All cheq</p> <p>[Compar</p> <p>2. Goods s</p> <p>a cancell</p> <p>Au</p> </div> <div style="width: 50%;"> <p>Detail Tasks</p> <p>Edit and Reorder Bands...</p> <p>Sort Fields (Collection) ...</p> <p>Multi-Column Mode None</p> <p>Multi-Column Layout First Down, then Across</p> <p>Column Count 1</p> <p>Column Width 0</p> <p>Column Spacing 0</p> <p>Formatting Rules (Collection) </p> <p>Page Break None</p> <p><input type="checkbox"/> Keep Together</p> <p><input type="checkbox"/> Fill Empty Space</p> </div> <div style="width: 45%;"> <p>[Unit Price] [Dis] [Tax Ex] [Tax] [Tax] [Ne]</p> <p>SUB TOTAL [Taxable Amt]</p> <p>TAX AMOUNT [Tax Total Amo]</p> <p>ROUNDING ADJ [Rounding Adj]</p> <p>NET TOTAL [Curre] [Due Amount]</p> </div> </div>										

Step 2 - after Press 3 dot Button of Formatting Rule, below screen will prompt out > then Press Edit Rule Sheet.





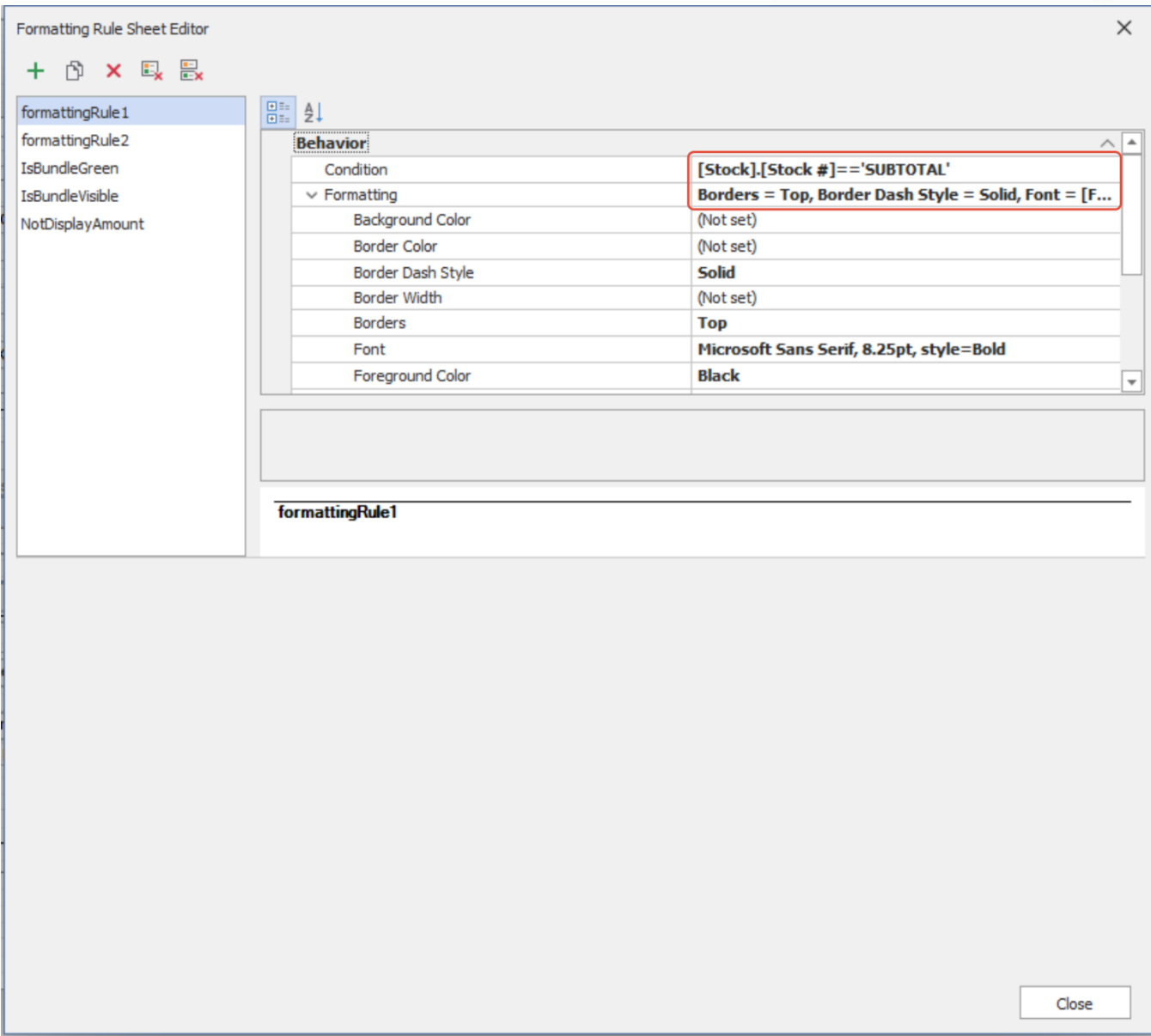
Step 3 - After Press Edit Rule Sheet > Press green colour + button.



Step 4 - Follow Below Screen insert value

Condition : `[Stock].[Stock #]==\'SUBTOTAL\'`

Formatting : Borders = Top, Border Dash Style = Solid, Font = [Font: Name=Microsoft Sans Serif, Size=8.25, Units=3, GdiCharSet=0, GdiVerticalFont=False], Foreground Color = Black



Step 5 - then scroll down, give a name to this formatting rule, any name user like, then press close

+

×

×

formattingRule1

formattingRule2

IsBundleGreen

IsBundleVisible

NotDisplayAmount

Font

Microsoft Sans Serif, 8.25pt, style=Bold

Foreground Color

Black

> Padding

(Not set)

Text Alignment

(Not set)

Visible

(Not set)

Data

Data Member

Sales Invoice Details Collection

Data Source

SalesInv

Design

(Name)

formattingRule1

Formatting

Provides access to a set of formatting properties applied when the FormattingRule.Condition is true.

formattingRule1

Close

Step 6 - after add new formatting rule, new rule will appear like below, at this screen, Press Cancel 1st.

Step 8 - Press Taxable column 1st > then press 3 dot button of Formatting Rule.

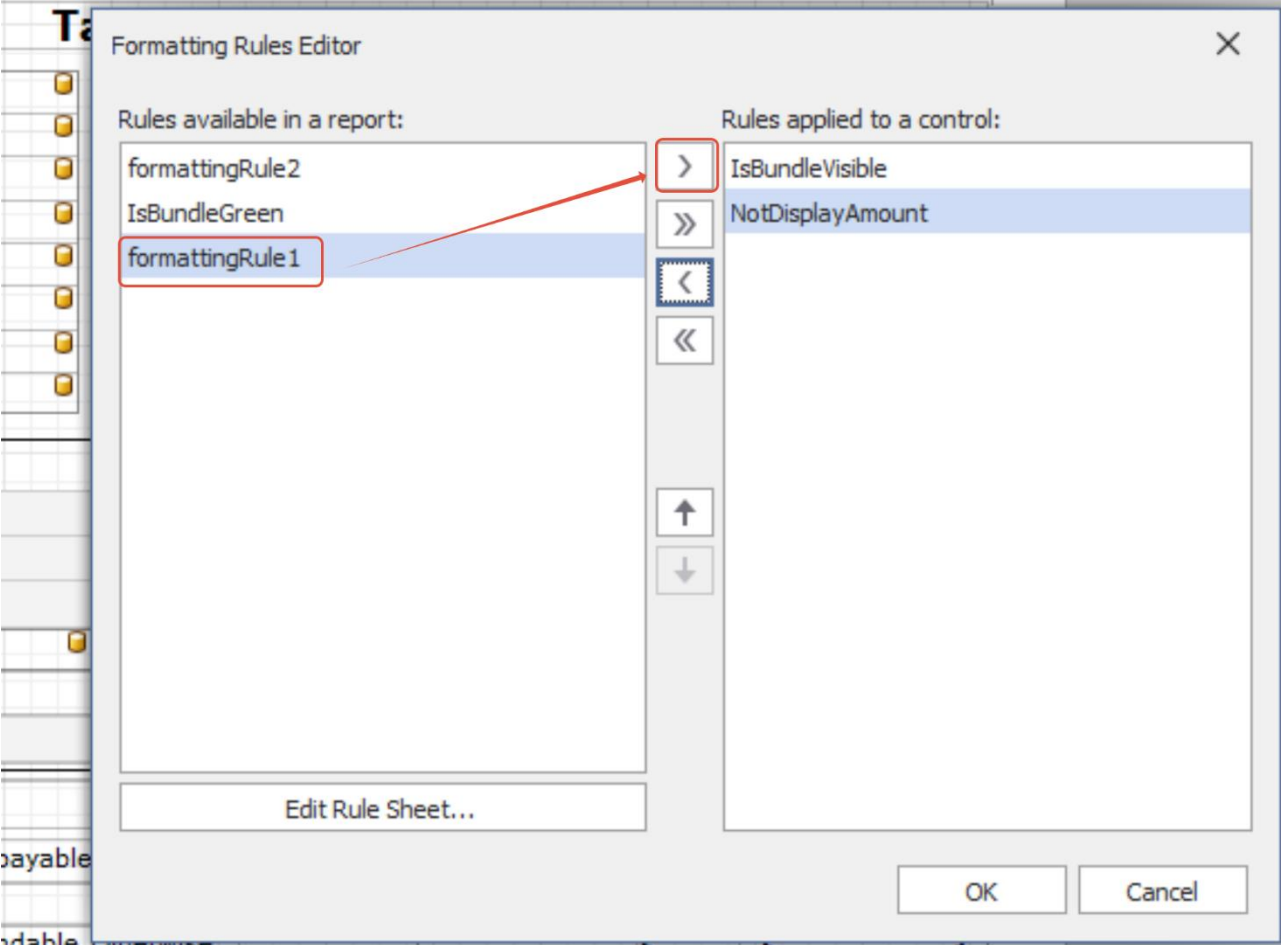
Attn: [Attention]

#	CODE	DESCRIPTION	QTY	UOM	U. PRICE	DISC.	TAXABLE	TAX	AMT.	NET AMT.
▼ Detail										
▼ DetailReport - "Sales Invoice Details Collection"										
▼ Detail1										
[Stock.Stock #]	[Description]	[Qty]	[UOM]	[Unit Price]	[Disc]	[Tax Exe]				
▼ ReportFooter										
[Due Amount]										
Notes: 1. All cheques should be crossed and made payable to										
[Company Name]										
2. Goods sold are neither returnable nor refundable. Otherwise										
a cancellation fee of 20% on purchase price will be imposed.										
Authorised Signature										
							SUB TOTAL			
							TAX AMOUNT			
							ROUNDING ADJ			
							NET TOTAL [Cu]			

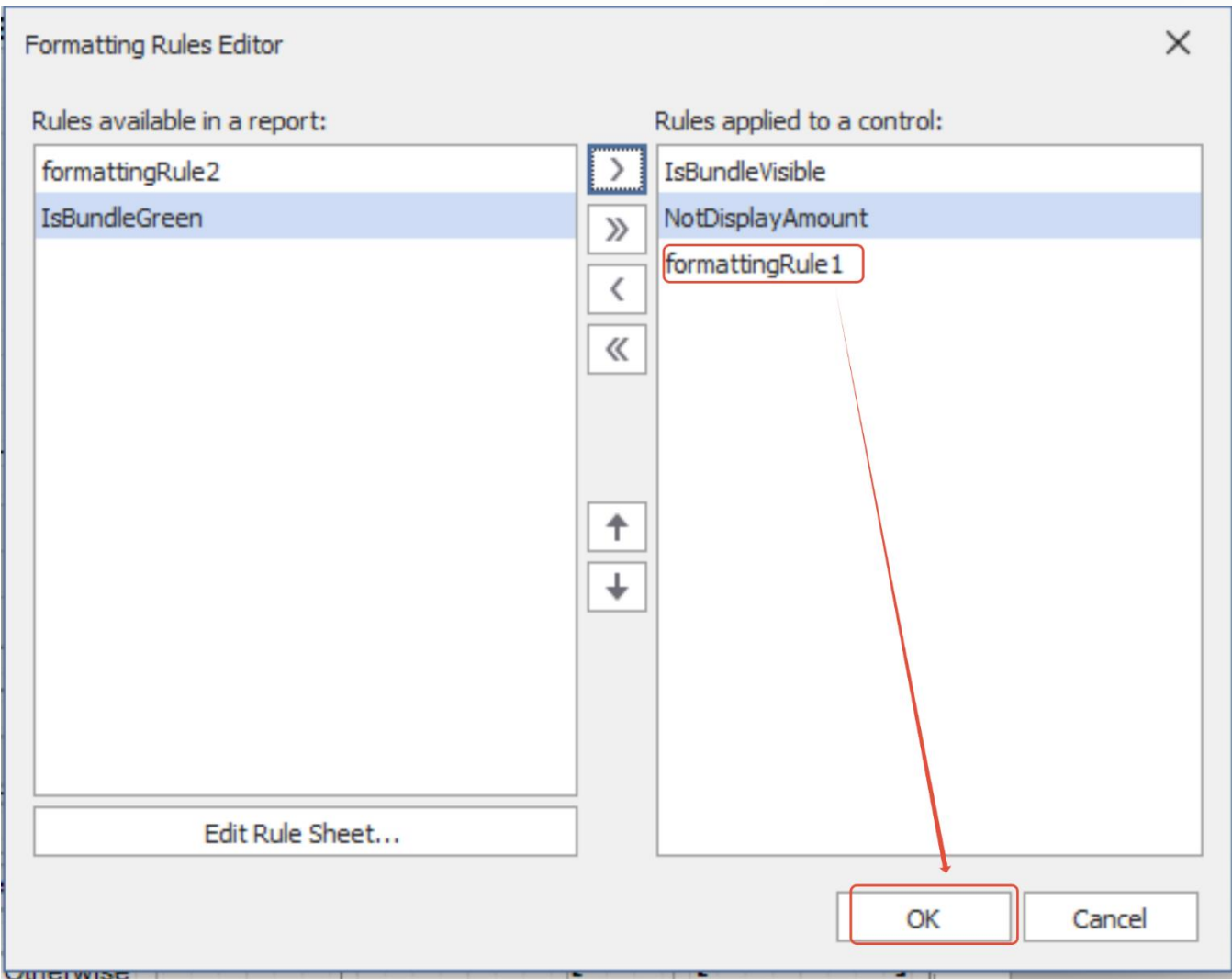
Table Cell Tasks
Text: amount cel
Data Binding: SalesInv - Sales Invoice Det...
Format String: {0: #, #0.00; ""}
Summary: None
Formatting Rules: (Collection) ...
☒ Can Grow
☒ Can Shrink
☐ Multiline
☒ Word Wrap

Step 9 - Select the rule then Press move to right Button.

Before

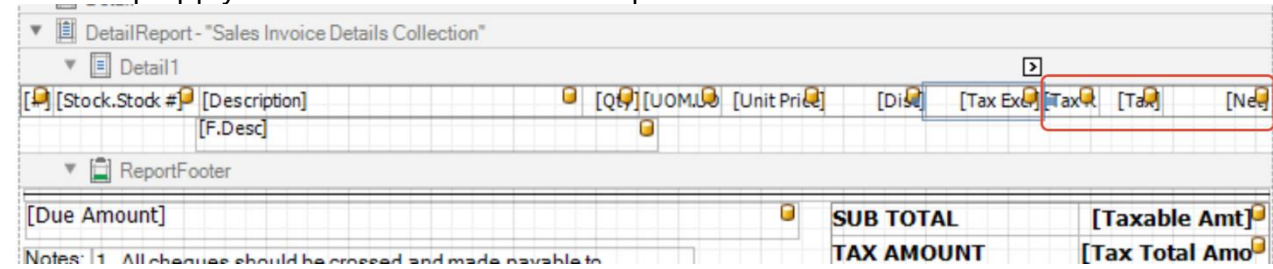


After

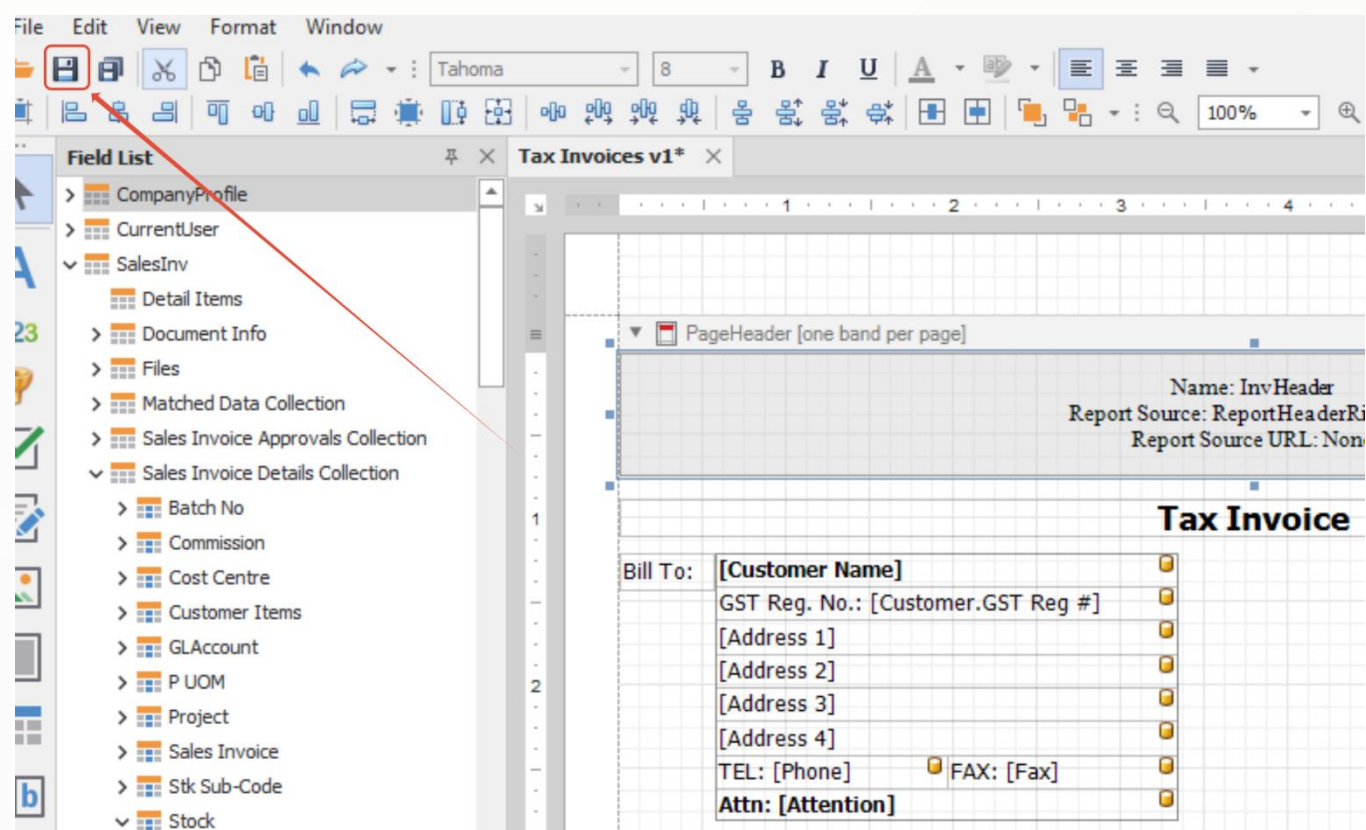


Then Press OK.

Same Step apply to others Column which require Bold and Draw line



then Save the Format



Result



北京财富金融中心 (12345678)

GST Reg. No.: 12345678 Sales Tax Reg. No.: Service Tax Reg. No.:
财富金融中心 28楼 朝阳区东三环中路5号 北京市

Tel : (603) 9133 8888 Fax :
URL : www.sample-software.com Email : admin@sample-software.com;

Tax Invoice

Bill To: ADVANCE TRADING SDN. BHD.
35, JALAN PINGAI,
TAMAN PELANGI,
80250 JOHOR BAHRU.
TEL: 07-3323312
Attn: Ms. Lee Pui San

No. INV00030
Date 02/04/2024
Your P.O. No.
Salesman CINDY
Terms C.O.D.
Page 1 of 1

#	CODE	DESCRIPTION	QTY	UOM	U. PRICE	DISC.	TAXABLE	TAX	AMT.	NET AMT.
	AMD-XP/1800	AMD XP 1800	1	UNITS	10.00		10.00	10%	1.00	11.00
	AMD-XP/1800	AMD XP 1800	1	UNITS	10.00		10.00	10%	1.00	11.00
	SUBTOTAL	SUBTOTAL					20.00	0%	2.00	22.00
	DISC2	DISCOUNT 5%				5%	-1.00	10%	-0.10	-1.10
	ASUS-EX	ASUS TECH EX MOTHERBOARD	1	UNITS	2.00		2.00	10%	0.20	2.20
	ASUS-MB	ASUS TECH MB MOTHERBOARD	1	UNITS	3.00		3.00	10%	0.30	3.30
	SUBTOTAL	SUBTOTAL					4.00	0%	0.40	4.40

If User even wants to Color to Subtotal Wording.
like this:



北京财富金融中心(122406-A)

GST Reg.No.: 122406-A Sales Tax Reg. No.: Service Tax Reg. No.:

财富金融中心 24楼 朝阳区东三环中路5号 北京市

Tel : (603) 9133 8888 Fax :

URL : www.sample-software.com Email : admin@sample-software.com;

Tax Invoice

Bill To: **ADVANCE TRADING SDN. BHD.**
35, JALAN PINGAI,
TAMAN PELANGI,
80250 JOHOR BAHRU.
TEL: 07-3323312
Attn: Ms. Lee Pui San

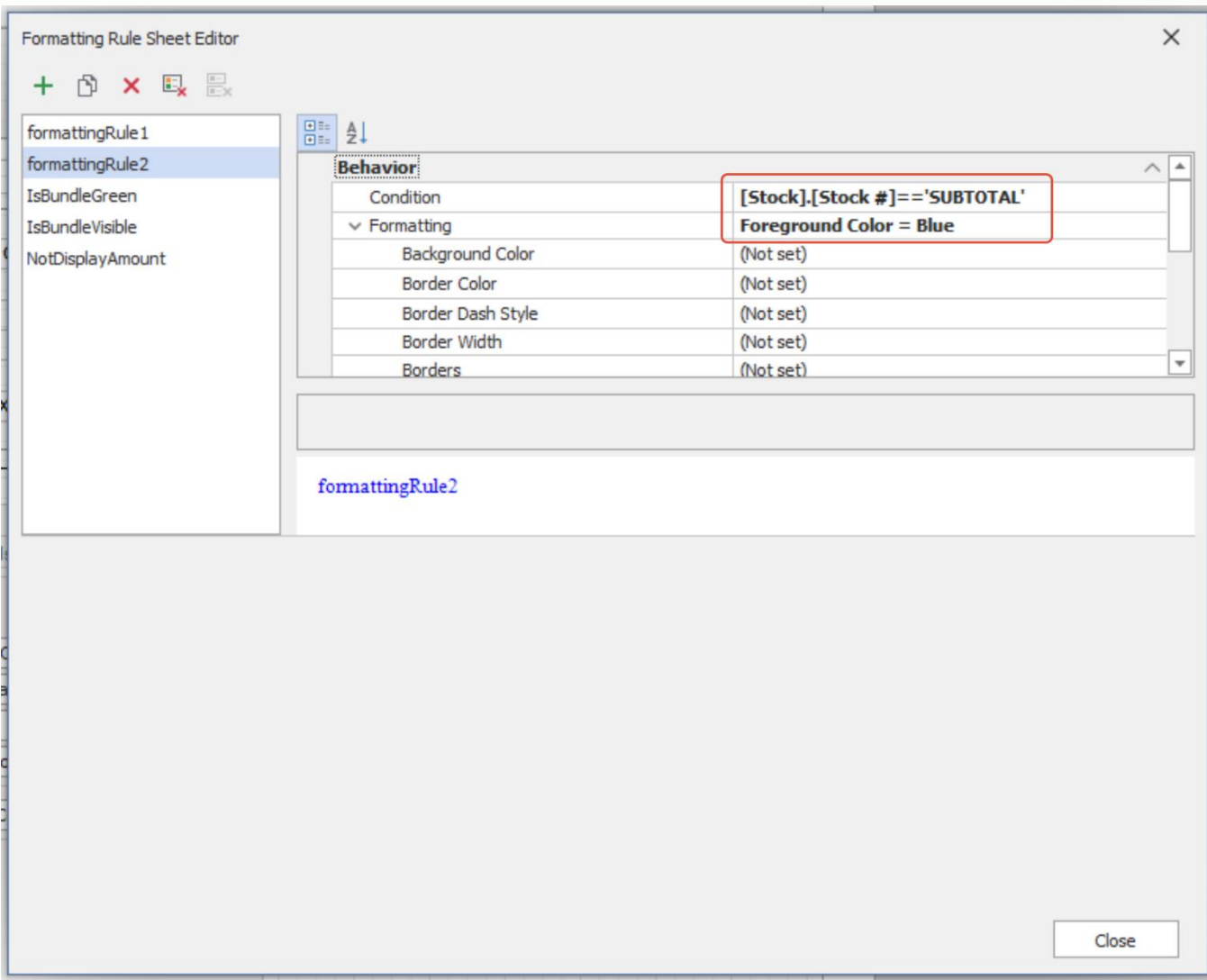
No. **INV00030**
Date **02/04/2024**
Your P.O. No.
Salesman **CINDY**
Terms **C.O.D.**
Page **1 of 1**

#	CODE	DESCRIPTION	QTY	UOM	U. PRICE	DISC.	TAXABLE	TAX	AMT.	NET AMT.
	AMD-XP/1800	AMD XP 1800	1	UNITS	10.00		10.00	10%	1.00	11.00
	AMD-XP/1800	AMD XP 1800	1	UNITS	10.00		10.00	10%	1.00	11.00
	SUBTOTAL	SUBTOTAL					20.00	0%	2.00	22.00
	DISC2	DISCOUNT 5%				5%	-1.00	10%	-0.10	-1.10
	ASUS-EX	ASUSTECH EX MOTHERBOARD	1	UNITS	2.00		2.00	10%	0.20	2.20
	ASUS-MB	ASUSTECH MB MOTHERBOARD	1	UNITS	3.00		3.00	10%	0.30	3.30
	SUBTOTAL	SUBTOTAL					4.00	0%	0.40	4.40

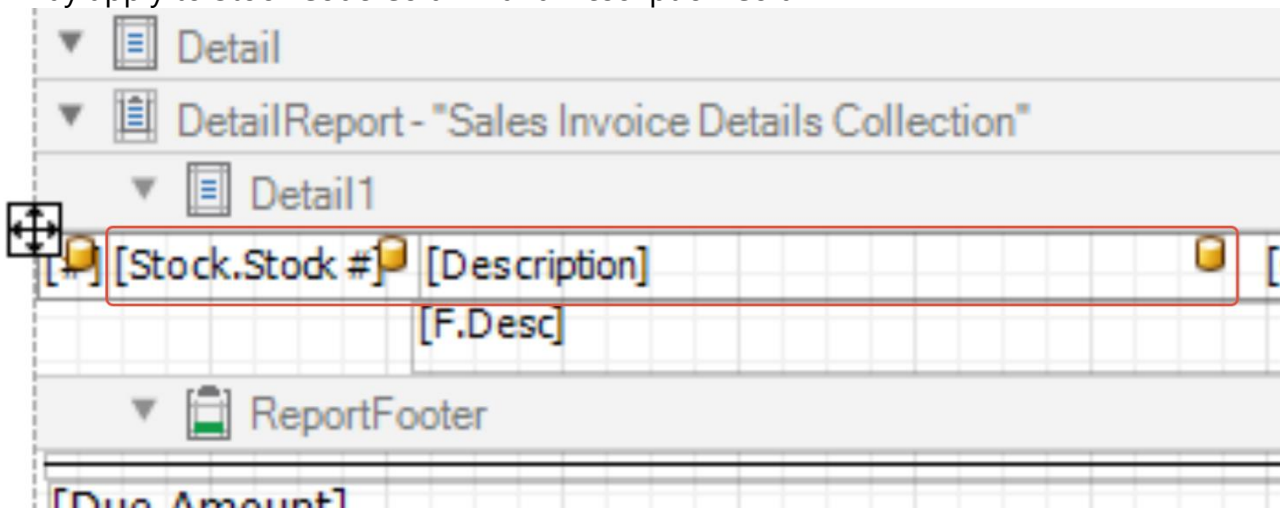
User can add another New rule like above step

Condition: [Stock].[Stock #]=='SUBTOTAL'

Formatting: Foreground Color = Blue

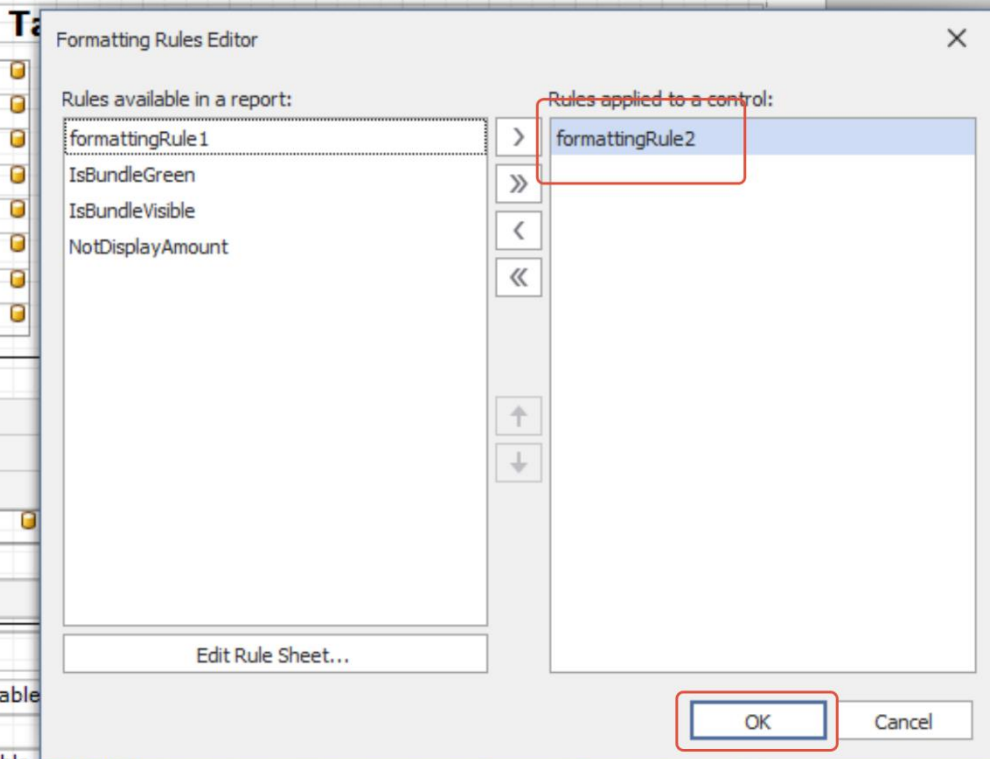


Then may apply to Stock Code Column and Description Column



With Rule Apply Button to Stock Code Column and Description Column

Name: InvHeader
Report Source: ReportHeaderRichEditor
Report Source URL: None



Then Save the Format.
Thanks!